



Photographic images are property of GUTEX archive

GUTEX Thermosafe –nf is a superior impact insulation board with tongue and groove joints. It comes with spruce joint strips for easy installation and is especially suitable for long and short plank flooring, which screws to the spruce joint strips.

Technical Data	Thermosafe-nf	Joint Strip
Joint type	tongue and groove	tongue and groove
Thickness (mm)	41/40*	35
Length x width (mm)	1190 x 380	2000 x 74
Guaranteed usable size (L x W) in mm	1170 x 360	2000 x 54
Square metres per board (m ²)	0.45	
Weight per board/strip (kg)	2.41	0.90
Weight per m ² (kg)	5.3	
Boards/strips per pallet	75	23, each 2 m
Required quantity per m ²	2.2 units	2.7 linear metre
Boards per pallet	75	23
Square metres per pallet (m ²)	33.92	
Weight per pallet (kg)	210	
Bulk density (kg/m ³)	130	
Dynamic stiffness (MN/m ³)	50	
Vapour diffusion factor (μ)	3	
Compressibility with live loads ≤ 5kPa	2.0	
Air flow resistivity (kPa s/m ²)	100	
Specific heat capacity (J/kgK)	2100	
Fire reaction Euro Class as per DIN EN 13501-1	E	
European Union		
Nominal thermal conductivity λ _D (W/mK)	0.039	
Nominal thermal resistance R _D (m ² K/W)	1.05	



Designation: WF-EN13171-T7-SD50-CP2-MU3-AFI00-AF50

*Certified for 5kN/m² live loads

German disposal category: A2 (treated wood; without non-halogenated organic compounds); code number as per AVV:030105; 170201

Composition

- Manufactured from untreated Black Forest spruce and fir
- Additive: 4.0 % polyurethane resin (binder)

Applications

As sub-floor for:

- Screw-fastened solid wood floor planking
- Screw-fastened short plank wood flooring

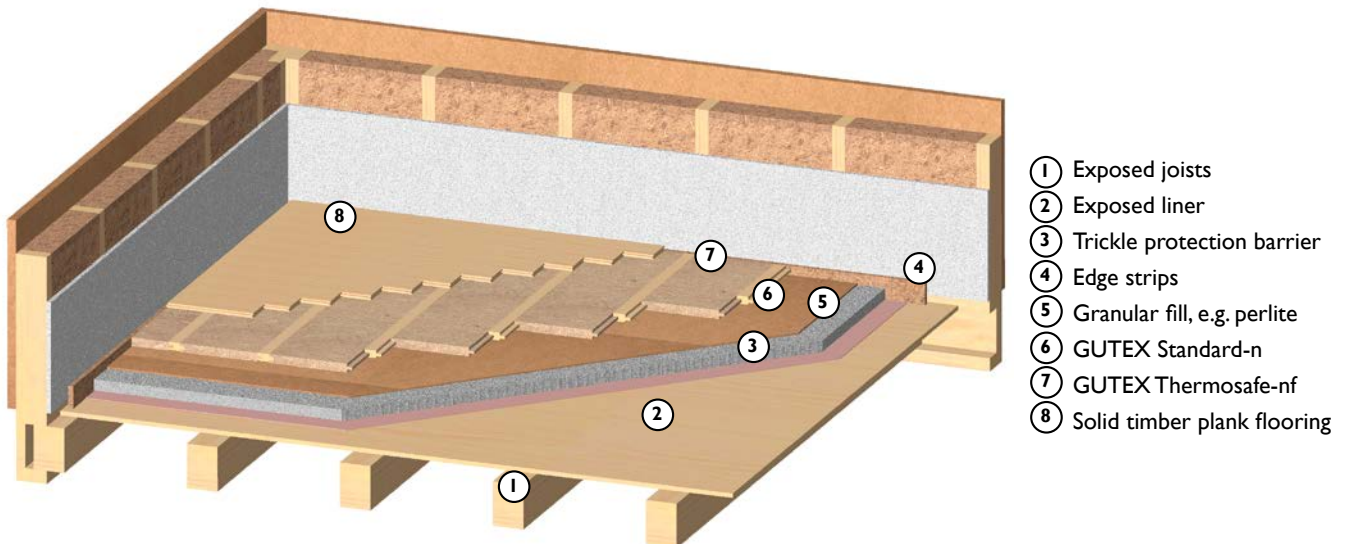
Advantages

- Provides excellent thermal insulation
- Significantly improves impact sound insulation
- Impact softening makes floors more pleasant to walk on.
- Easy, quicker installation thanks to tongue and groove joints and handy size.
- The joint strips do not contact the underlying substrate but have 5 mm clearance, decoupling sound transmission.
- Eliminates the need for wet screed and the time for it to dry, saving costly project time
- Wood is a sustainable, recyclable natural resource
- Made in Germany
- Biologically harmless!

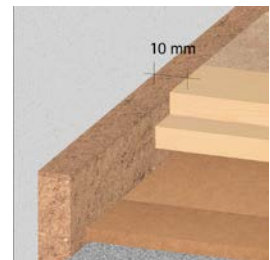
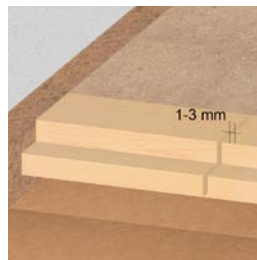
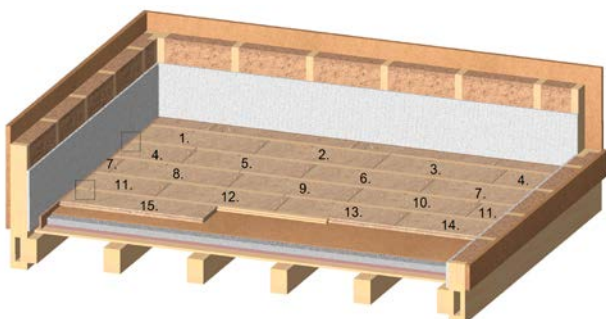
Installation

- Store and install this product dry.
- Install joint strips with marking facing upwards and the boards with their marking facing down.
- Substrate must be dry, even and technically sound.
- Moisture barrier is required
- Install the edge/perimeter stripping so that its top edge is flush with the top of the Thermosafe-nf board face.
- Keep the distance between the ends of the joint strips and the walls at 20 mm unless otherwise specified by the flooring manufacturer. In addition, leave 1 - 3 mm space between the joint strips. (See drawing below)
- The joint strips are to be installed so that the joint between the joint strip in the next row is at least 1 metre away (in either direction) from the joint in the previous row.
- The first and the last boards must be a minimum of 12 cm long.
- Install so centre of joint strip to centre of next joint strip is 41.4 cm.
- To cut the boards, use GUTEX saw blades for jigsaws or circular saws and a vacuum fitting.
- If higher insulation built-up heights are required, use GUTEX Thermosafe-wd under GUTEX Thermosafe-nf (max. 100 mm).
- The floor planking must be at least 19 mm thick.
- Each plank must be fastened at a minimum of two points.
- GUTEX Thermosafe-nf must be installed with full surface contact. Avoid interruptions in the surface contact, i.e. due to plumbing or electrical installations, etc.
- For flooring that is especially sensitive to moisture, such as beech, birch or black locust, we recommend using 2 system strips glued together (side by side) with white glue. Stagger the joints.
- Vacuum off the dust in accordance with applicable workplace safety regulations or practices.

Floor Construction



Layout Pattern



GUTEX Thermosafe-wd installs in offset joint arrangement. Use the oddnum from a finished row to start the next row (See layout plan).

All rights reserved. Henselmann GmbH + Co KG is not liable for any damage resulting from error or misprinting. The technical data provided herein is subject to change. Although all of the information was current at the time of its publication, the publication of superseding

information renders the old information invalid. The suitability of this product for applications not specified in this data sheet is not guaranteed. Warranty and liability claims are subject to the terms of GUTEX's General Terms of Business.



NATURALLY MADE FROM WOOD